

COMPLETING THE 2026-2027 FAFSA

(for a dependent student)

@ www.studentaid.gov

Before we begin...

- Creating your FSA Account ID is a crucial first step:
 - Both you and at least one parent need to create an FSA Account ID.
 - Check out our [tutorial](#) page for detailed instructions on creating your FSA Account ID.
- The FAFSA uses 'Skip Logic' to streamline the application process:
 - Based on your responses, the FAFSA will only show questions relevant to your situation.
 - Because of this logic, some questions in the tutorial might not appear in your actual application.
- Signing and submitting the FAFSA is a crucial final step.
 - Ensure that both the student and parent portions are signed and submitted. The application won't be processed until this step is completed.

❖ Note:

- There is no fee involved for completing the FAFSA
- You do not commit yourself to a school by completing the FAFSA
- Neither you nor your parents are committed to a student loan by completing the FAFSA

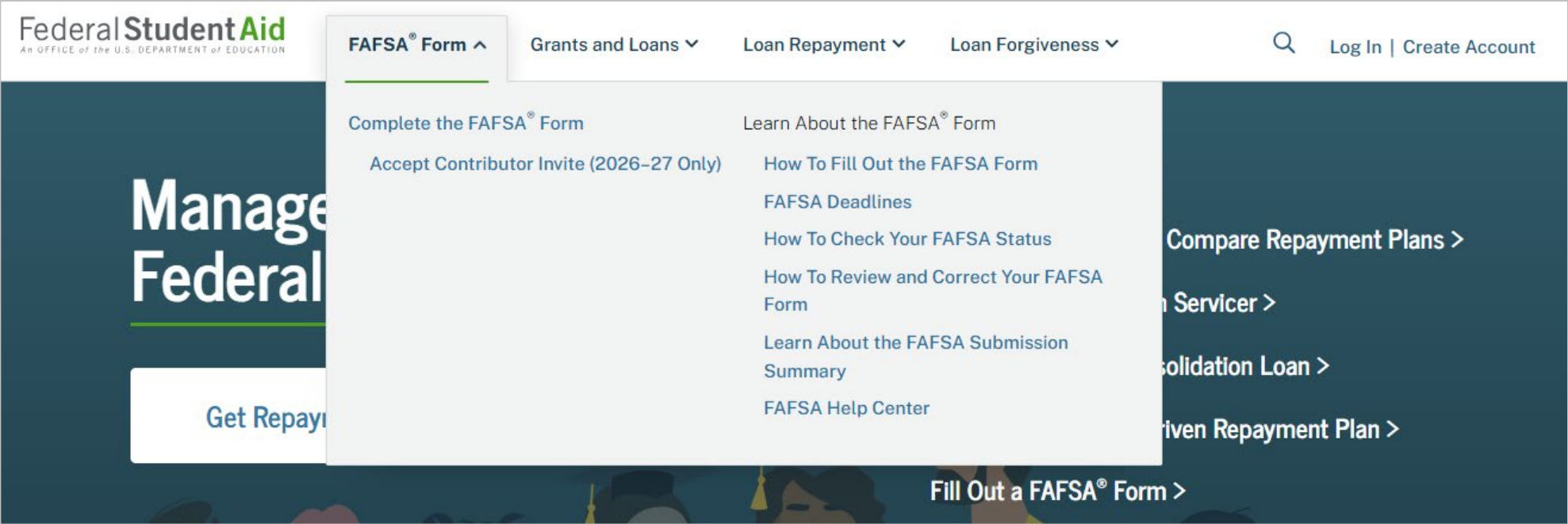
Info needed to complete the FAFSA

(2026-2027 Academic Year)

- Federal tax information for you, and for your parents if you are a dependent student: **2024 Tax Year** (most information will transfer from the IRS)
 - IRS Form 1040
 - Schedules attached to the 1040 form
 - IRS W-2 (received from your employer)
- Your Social Security Number.
- Your parents' Social Security Number if you are a dependent student.
- Your Alien Registration Number (ARN) if you are not a U.S. citizen.
- Records of untaxed income such as child support received, interest income and veterans noneducation benefits, for you, and for your parents if you are a dependent student.
- Information on cash, checking and savings account balances; non-retirement investments; real estate other than your primary residence; business and farm net worths. Also needed for your parents if you are a dependent student.

www.studentaid.gov

When you navigate to the studentaid.gov website, hover over **FAFSA Form** on the middle menu bar:



The student will start the form and enter the appropriate information to be sent to the parent(s).

Click on the Start New Form button for 2026-27 to begin.

Federal Student Aid
AN OFFICE OF THE U.S. DEPARTMENT OF EDUCATION

FAFSA® Form ▾ Grants and Loans ▾ Loan Repayment ▾ Loan Forgiveness ▾

Log In | Create Account

2026–27 FAFSA® Form Now Available!

Use the *Free Application for Federal Student Aid* (FAFSA®) form to apply for financial aid for college, career school, or graduate school.

Start a 2026–27 FAFSA® Form


Start New Form

Edit a 2026–27 FAFSA® Form

Edit Existing Forms

Accept an Invitation for a 2026–27 FAFSA® Form

Accept an Invitation



Need the 2025–26 FAFSA® Form?

Start New Form | Edit Existing Forms or Accept an Invitation

The student logs in with their account

Log In

Email, Phone, or Username

Forgot email, phone, or username?

Continue

Log In



Password

 Show Password


Forgot password?


Log In

Complete the Two-Step Verification and accept the disclosure to continue logging in

Two-Step Verification


You have the following two-step verification methods enabled. Select one to complete verification.

**SMS Verification**

**Email Verification**
 *****@gmail.com



Two-Step Verification

**Enter Secure Code**

Enter the secure code we sent in a text message to your mobile phone. *****

Enter the secure code below

[Resend code](#)



Please Read Before Continuing

You are accessing a U.S. Federal Government computer system intended to be solely accessed by individual users expressly authorized to access the system by the U.S. Department of Education. Usage may be monitored, recorded, and/or subject to audit. For security purposes and in order to ensure that the system remains available to all expressly authorized users, the U.S. Department of Education monitors the system to identify unauthorized users. Anyone using this system expressly consents to such monitoring and recording. Unauthorized use of this information system is prohibited and subject to criminal and civil penalties. Except as expressly authorized by the U.S. Department of Education, unauthorized attempts to access, obtain, upload, modify, change, and/or delete information on this system are strictly prohibited and are subject to criminal prosecution under 18 U.S.C. § 1030, and other applicable statutes, which may result in fines and imprisonment. For purposes of this system, unauthorized access includes, but is not limited to:

- any access by an employee or agent of a commercial entity, or other third party, who is not the individual user, for purposes of commercial advantage or private financial gain (regardless of whether the commercial entity or third party is providing a service to an authorized user of the system); and
- any access in furtherance of any criminal or tortious act in violation of the Constitution or laws of the United States or any State.

If system monitoring reveals information indicating possible criminal activity, such evidence may be provided to law enforcement personnel.

➡ Select the Student option and click on the Continue Button

The next four screens provide an overview of what the FAFSA is, who contributors are, how the information is used and what happens after you complete the application.

Welcome to the FAFSA Form

I am starting the FAFSA form as a

Student Parent

Previous Continue

Understanding the FAFSA® Form

1 of 4

What is the FAFSA® form?

Use the *Free Application for Federal Student Aid* (FAFSA®) form to apply for grants, scholarships, work-study funds, and loans for college, career school, or graduate school.

You might need the following information out the FAFSA form:

- Tax returns
- Records of child support received
- Current balances of cash, savings, and investments
- Net worth of investments, businesses, and other assets

Understanding the FAFSA® Form

2 of 4

Contributors to the FAFSA® Form

Parents or Spouses
Your answers on the FAFSA® form will determine if any contributors (your spouse, your biological or adoptive parent[s], or your parent's spouse) need to be identified. These contributors will complete their own sections of the form and are asked to provide personal and financial information, but they won't be financially responsible for your education.

How To Invite
Contributors will need to log in with their own StudentAid.gov account username and password to provide their information. To invite a contributor to a FAFSA form, you'll need to provide their email address.

[Which parent is considered a contributor? ▼](#)

Understanding the FAFSA® Form

3 of 4

What To Expect

How long will this take? ⌚ 30 minutes

Every contributor must provide consent and approval for you to be eligible for federal student aid. With your consent and approval, you can obtain your federal tax information automatically from the IRS to help you complete the FAFSA® form.

You can save the form and return to it later if you need more time.

Understanding the FAFSA® Form

4 of 4

After Submitting the FAFSA® form

After submission, you'll need to check on the status of your FAFSA form and make corrections, if required.

- Your form will be processed in one to three days.
- You'll be able to view your FAFSA Submission Summary. It will include the Student Aid Index (SAI), an index number used to determine federal student aid eligibility.
- Schools will use your SAI to create your financial aid offer that explains the types and amounts of aid they are offering you. Most schools only send an aid offer when they accept you for admission.

Student Identity Information

Review the information below and verify that it's correct before moving forward.

Name

Date of Birth

Social Security Number

-**-*

Email Address

@gmail.com

Mobile Phone Number

(507)

To update this information for all U.S. Department of Education communications, go to [Account Settings](#).

Permanent Mailing Address

Include apartment number.

City

State

Review the information pulled into the FAFSA from your FSA Account ID.

Click the Continue button.

Enter the month and year you became a resident of MN then click the Continue button.

Student State of Residence

State

Usually, this is the state where the student lives while not attending school.

Minnesota (MN)



Date the Student Became a Resident of Minnesota (MN)

If the student was born in Minnesota (MN) and has not moved out of state since, enter their date of birth. Otherwise, enter the date the student moved to Minnesota (MN).

Month

Year



Provide Consent and Approval or You Won't Be Eligible for Federal Student Aid ⓘ

Summary

Your consent and approval are needed to retrieve and disclose federal tax information. With your consent and approval, we can obtain tax return information automatically from the IRS to help you complete the FAFSA[®] form. If you don't provide consent and approval, you will not be eligible for federal student aid, including grants and loans. You must provide consent and approval even if you didn't file a U.S. federal tax return or any tax return.

- Get your 2024 tax return information for the 2026-27 FAFSA form.
- Federal tax information is used to determine your eligibility for federal student aid.
- Tax return information is required to complete the FAFSA form.

By accepting below, I consent to the disclosure of information about me, and affirmatively approve of

- the receipt and use of my federal tax information, and
- the redisclosure of my federal tax information by the U.S. Department of Education (ED), as described herein.

By accepting below, I consent to and affirmatively approve of, as applicable, the following:

1. ED may disclose my Social Security number/Individual Taxpayer Identification Number, last name, date of birth, unique identifier, the tax year for which federal tax information is required, and the date and timestamp of my approval for the use of my federal tax information

under the provisions of 20 U.S.C. § 1092(a)(1)(B), a fine, imprisonment of not more than five years, or both, and that the knowing and willful request for or acquisition of records pertaining to an individual under false pretenses is a criminal offense under the *Privacy Act of 1974*, subject to a fine of not more than \$5,000 fine (5 U.S.C. § 552(a)(i)(3)). By accepting and submitting my part of the FAFSA, my execution (including date and time) of consent and approval will be logged in ED's Person Authentication Service (PAS) System of Record (18-11-12).

Frequently Asked Questions

Who should provide consent and approval? ⌵

If I'm married and didn't file a joint tax return with my current spouse, does my spouse have to provide consent and approval for you to access their tax information? ⌵

What happens after I provide consent and approval? ⌵

What happens if I decline consent and approval? ⌵

Select "Approve" to consent and approve to using your federal tax information to determine your eligibility for federal student aid. If you select "Decline," you will not be eligible for federal student aid.

Previous

Decline

Approve

Consent REQUIRED

You need to give consent for the FAFSA to import your tax information from the IRS.

IF you decline to give consent, you will not be eligible for Federal Student Aid.

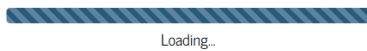
Review the disclosure and click on the Approve button to continue.

Once you grant consent, your tax data will begin importing from the IRS.



We're securely importing your information.

Do not leave this page while your information is being imported into your application.



Click Continue once the import completes.

FAFSA® FORM 2026-27 Student Save FAFSA Menu

We're securely importing your information.

✓ **Success! We've confirmed your information with the IRS.**
Select "Continue" to proceed. You will still have to answer some questions in the Financials section.

[Previous](#) [Continue](#)

The screenshot shows the FAFSA 2026-27 interface. At the top, it says "FAFSA FORM 2026-27" and "Student". There are "Save" and "FAFSA Menu" options. The main content area features the same laptop icon as the previous image, followed by the heading "We're securely importing your information." Below this is a green success message: "Success! We've confirmed your information with the IRS. Select 'Continue' to proceed. You will still have to answer some questions in the Financials section." At the bottom, there are two buttons: "Previous" and "Continue".

The next several screens ask questions about dependency status that will determine whether you need to provide contributor (parent) information. Keep in mind that:

- Even if you are self-supporting, you might still be considered a dependent for financial aid purposes.
- Your dependency status, dependent or independent, affects the types and amounts of financial aid you may be eligible for.

The screenshot displays the FAFSA 2026-27 Student form interface. At the top left, the text reads "FAFSA[®] FORM 2026-27" followed by a "Student" button with a person icon. A progress bar below shows six steps: 1. Personal Circumstances (highlighted), 2. Demographics, 3. Financials, 4. Colleges, 5. Contributor Invite, and 6. Signature. The main heading is "Your Personal Circumstances". A light blue box contains the text: "We'll ask you questions that help us determine your eligibility for federal student aid. This information can affect the types of federal student aid you're eligible to receive." Below this is a green arrow icon followed by the text: "Sometimes we need to collect information from other people depending on answers in this section. We'll let you know if this is the case." To the right is an illustration of three people walking. At the bottom are "Previous" and "Continue" buttons.

Select your marital status as of the day you are completing the FAFSA.

The screenshot shows the FAFSA 2026-27 Student form interface. At the top, the header includes the FAFSA logo, the text 'FORM 2026-27', and a 'Student' profile icon. On the right side of the header, there are 'Save' and 'FAFSA Menu' buttons. Below the header is a progress bar with six steps: 1. Personal Circumstances, 2. Demographics, 3. Financials, 4. Colleges, 5. Contributor Invite, and 6. Signature. Step 1 is currently active. The main content area is titled 'Student Current Marital Status' with an information icon. It contains six radio button options: 'Single (never married)', 'Married (not separated)', 'Remarried', 'Separated', 'Divorced', and 'Widowed'. At the bottom of the form, there are 'Previous' and 'Continue' buttons.

FAFSA[®] FORM 2026-27 Student

Save | FAFSA Menu

1 Personal Circumstances 2 Demographics 3 Financials 4 Colleges 5 Contributor Invite 6 Signature

Student Current Marital Status ⓘ

Single (never married)

Married (not separated)

Remarried

Separated

Divorced

Widowed

Previous Continue

Select your grade level for the 2026-2027 school year.

Please note, if you have been a PSEO student, for financial aid purposes you are considered a 'First year (freshman)'.

A bachelor's degree is a 4-year college degree

The screenshot shows the FAFSA 2026-27 Student form. At the top, it says 'FAFSA FORM 2026-27' and 'Student'. There is a 'Save' button in the top right corner. A progress bar at the top indicates six steps: 1. Personal Circumstances, 2. Demographics, 3. Financials, 4. Colleges, 5. Contributor Invite, and 6. Signature. The current step is 'Student College or Career School Plans'. The question asks: 'When the student begins the 2026-27 school year, what will their college grade level be?'. There are four radio button options: 'First year (freshman)', 'Second year (sophomore)', 'Other undergraduate (junior and beyond)', and 'Master's, doctorate, or graduate certificate program (such as M.A., MBA, M.D., J.D., Ph.D., Ed.D., etc.)'. Below this, another question asks: 'When the student begins the 2026-27 school year, will they already have their first bachelor's degree?'. There are two radio button options: 'Yes' and 'No'. At the bottom, there are 'Previous' and 'Continue' buttons. An arrow points from the text box 'A bachelor's degree is a 4-year college degree' to the 'Yes' radio button option.

Carefully review the Student Personal Circumstances questions and answer accordingly.

Additional information for the questions can be found by clicking on the encircled i icon next to each question.

FAFSA FORM 2026–27 Student Save

1 Personal Circumstances 2 Demographics 3 Financials 4 Colleges 5 Contributor Invite 6 Signature

Student Personal Circumstances

Select all that apply or "None of these apply."

- The student is currently serving on active duty in the U.S. armed forces for purposes other than training. ⓘ
- The student is a veteran of the U.S. armed forces. ⓘ
- The student has children or other people (excluding their spouse) who live with them and receive more than half of their support from the student now and between July 1, 2026, and June 30, 2027. ⓘ
- At any time since the student turned 13, they were an orphan (no living biological or adoptive parent). ⓘ
- At any time since the student turned 13, they were a ward of the court. ⓘ
- At any time since the student turned 13, they were in foster care. ⓘ
- The student is or was a legally emancipated minor, as determined by a court in their state of residence. ⓘ
- The student is or was in a legal guardianship with someone other than their parent or stepparent, as determined by a court in their state of residence. ⓘ
- None of these apply.

[Previous](#) [Continue](#)

Carefully review the question regarding homelessness and answer accordingly.

The screenshot shows the FAFSA 2026-27 Student form interface. At the top, the FAFSA logo is on the left, and 'FORM 2026-27' and 'Student' are in the center. On the right, there are 'Save' and 'FAFSA Menu' options. Below the header is a progress bar with six steps: 1. Personal Circumstances (highlighted), 2. Demographics, 3. Financials, 4. Colleges, 5. Contributor Invite, and 6. Signature. The main heading is 'Student Homelessness'. The question is: 'At any time on or after July 1, 2025, was the student unaccompanied and either (1) homeless or (2) self-supporting and at risk of being homeless?'. There are two radio button options: 'Yes' and 'No'. At the bottom, there are 'Previous' and 'Continue' buttons.

Please note, if you answer yes to this question, you may need to provide documentation regarding homeless youth.

Carefully review the Unusual Circumstances question, including all the bulleted items. *IF* you answer Yes to this question, you will be granted a provisional independent status *AND* will be required to submit additional documentation to the school(s).

For financial aid purposes, you may still be considered a dependent of your parent(s) even if you are self-supporting.

Contact the Riverland Financial Aid Department at financialaid@riverland.edu if you have additional questions.

FAFSA® FORM 2026-27 Student Save

1 Personal Circumstances 2 Demographics 3 Financials 4 Colleges 5 Contributor Invite 6 Signature

Student Unusual Circumstances

This information will help us evaluate the student's ability to pay for school.

Do unusual circumstances prevent the student from contacting their parents or would contacting their parents pose a risk to the student? ⓘ

A student may be experiencing unusual circumstances if they

- left home due to an abusive or threatening environment;
- are abandoned by or estranged from their parents;
- have refugee or asylee status and are separated from their parents, or their parents are displaced in a foreign country;
- are a victim of human trafficking;
- are incarcerated, or their parents are incarcerated, and contact with the parents would pose a risk to the student; or
- are otherwise unable to contact or locate their parents.

If the student's circumstances resulted in not having a safe and stable place to live, they may be considered a homeless youth and should review the answer to the previous question about being unaccompanied and homeless.

Yes No

Previous Continue

If your parents will provide their information, leave the selection at No and continue.

If your parents *will NOT* provide their information to complete the FAFSA, you will only be approved for Federal Direct Unsubsidized Loans. Select Yes and continue.

Contact the Riverland Financial Aid Department at financialaid@riverland.edu if you have additional questions.

The screenshot shows the FAFSA 2026-27 Student form interface. At the top, it says 'FAFSA FORM 2026-27 Student' with a 'Save' button. A progress bar at the top indicates six steps: 1. Personal Circumstances (highlighted), 2. Demographics, 3. Financials, 4. Colleges, 5. Contributor Invite, and 6. Signature. The main heading is 'Your Dependency Status'. Below this, there is a section titled 'Dependent Student' with an icon of a person and a parent. The text reads: 'Based on your answers, you're a dependent student. This means you must provide parent information on your FAFSA form. This information helps determine how much federal student aid you're eligible to receive.' Below this is a section titled 'Direct Unsubsidized Loan Only' with a question: 'Are the student's parents refusing to provide their information on this FAFSA form?' with a help icon. A note below the question states: 'This response must be "No" for the student to be considered for Federal Pell Grant eligibility and most other types of federal student aid.' There are two radio button options: 'Yes' (unselected) and 'No' (selected). At the bottom, there are 'Previous' and 'Continue' buttons.

The next several pages will ask questions about you. Some are for demographic use only; others help determine your eligibility for federal student aid.

FAFSA[®] FORM 2026-27 Student

Progress bar: 1 Personal Circumstances (checked), 2 Demographics, 3 Financials, 4 Colleges, 5 Contributor Invite, 6 Signature

Student Demographics

We'll ask questions about your background and family.

Questions that do not affect your aid eligibility have a 'Prefer not to answer' option and are used for research only.

FAFSA[®] FORM 2026-27 Student Save

Progress bar: 1 Personal Circumstances (checked), 2 Demographics, 3 Financials, 4 Colleges, 5 Contributor Invite, 6 Signature

Student Demographic Information

Questions Used for Research Purposes Only and Do Not Affect Federal Student Aid Eligibility

Your answers will not

- affect the student's eligibility for federal student aid,
- be used in any aid calculations, or
- be shared with the schools to which the student applies.

What is the student's sex? ⓘ

Male

Female

FAFSA[®] FORM 2026-27 Student Save

Progress bar: 1 Personal Circumstances (checked), 2 Demographics, 3 Financials, 4 Colleges, 5 Contributor Invite, 6 Signature

Student Race and Ethnicity ⓘ

Questions Used for Research Purposes Only and Do Not Affect Federal Student Aid Eligibility

Your answers will not

- affect the student's eligibility for federal student aid,
- be used in any aid calculations, or
- be shared with the schools to which the student applies.

What is the student's race and/or ethnicity? ⓘ

Select all that apply and enter additional details in the spaces below.

American Indian or Alaska Native

Asian

Black or African American

Hispanic or Latino

Middle Eastern or North African

The Demographics section continues with the student's citizenship information.

Select your citizenship status from the given options.

FAFSA® FORM 2026-27 Student

Personal Circumstances **Demographics** Financials

Student Citizenship Status ⓘ

U.S. citizen or national

Eligible noncitizen

Neither U.S. citizen nor eligible noncitizen

If you select 'Eligible noncitizen', enter the ARN from your green card.

Personal Circumstances **Demographics** Financials

Student Citizenship Status ⓘ

U.S. citizen or national

Eligible noncitizen

A-Number ⓘ

A

Neither U.S. citizen nor eligible noncitizen

If you select 'Neither U.S. citizen nor eligible noncitizen' the student is not eligible for federal student aid.

Personal Circumstances **Demographics** Financials **Colleges** Contributor Invite Signature

Student Citizenship Status ⓘ

U.S. citizen or national

Eligible noncitizen

Neither U.S. citizen nor eligible noncitizen

i **Student Not Eligible for Federal Student Aid**
Even though the student is not eligible for federal student aid, you may still continue with completing the FAFSA form as they may be eligible for [other types of aid](#).

The Demographics question regarding the education status of the student's parent(s) does not affect eligibility.

FAFSA[®] FORM 2026-27 Student

Personal Circumstances 2 Demographics 3 Financials 4 Colleges 5 Contributor Invite

Parent Education Status

Did either of the student's parents attend college or complete college? ⓘ

Neither parent attended college

One or both parents attended college, but neither parent completed college

One or both parents completed college

Don't know

Select the appropriate answer for the parent killed in the line of duty question.

FAFSA[®] FORM 2026-27 Student Save

Personal Circumstances 2 Demographics 3 Financials 4 Colleges 5 Contributor Invite 6 Signature

Parent Killed in Line of Duty

Was the student's parent or guardian killed in the line of duty while either (1) serving on active duty as a member of the U.S. armed forces on or after the events of 9/11, or (2) performing official duties as a public safety officer? ⓘ

Public safety officers include law enforcement officers, firefighters, and emergency service workers.

Yes No

Previous Continue

Select the appropriate option for what your high school completion status will be at the time you start college.

If you select 'High school diploma', you will add the high school in the next steps.

The screenshot shows a progress bar at the top with six steps: Personal Circumstances (1), Demographics (2), Financials (3), Colleges (4), Contributor Invite (5), and Signature (6). Step 2, Demographics, is the active step. Below the progress bar is the title 'Student High School Completion Status' and a question: 'What will the student's high school completion status be at the beginning of the 2026–27 school year?'. A note below the question reads: 'Select "None of the above" only if the student won't have any of the other options when they start the 2026–27 school year.' There are four radio button options: 'High school diploma', 'State-recognized high school equivalent (e.g., GED certificate)', 'Homeschooled', and 'None of the above'. At the bottom, there are 'Previous' and 'Continue' buttons.

If you select 'State-recognized high school equivalent' you will select the type and issuing state from the drop-down lists.

The screenshot shows a progress bar at the top with five steps: Personal Circumstances (1), Demographics (2), Financials (3), Colleges (4), and Signature (5). Step 4, Colleges, is the active step. Below the progress bar is the title 'Student High School Completion Status' and a question: 'What will the student's high school completion status be at the beginning of the 2026–27 school year?'. A note below the question reads: 'Select "None of the above" only if the student won't have any of the other options when they start the 2026–27 school year.' There are four radio button options: 'High school diploma', 'State-recognized high school equivalent (e.g., GED certificate)', 'Homeschooled', and 'None of the above'. The 'State-recognized high school equivalent' option is selected. Below this option are two sub-sections: 'Type' with a drop-down menu and 'State' with a text input field. At the bottom, there are 'Homeschooled' and 'None of the above' radio button options.

Enter the state for your high school.

FAFSA[®] FORM 2026-27 Student

Personal Circumstances **2** Demographics Financials Colleges

Student High School Information

From what high school did or will the student graduate? ⓘ

State

[Previous](#)

Once you enter the state, the city field will be available.

Personal Circumstances **2** Demographics Financials

Student High School Information

From what high school did or will the student graduate? ⓘ

State

City

Enter the name of the school or click on search.

Personal Circumstances **2** Demographics Financials

Student High School Information

From what high school did or will the student graduate? ⓘ

State

City

High School Name - *optional*

[Search](#)

Select your high school from the search results list and click on the Continue button.

Progress bar: 1. Personal Circumstances (checked), 2. Demographics, 3. Financials, 4. Colleges, 5. Contributor Invite, 6. Signature

Student High School Information

i To add a high school, choose a school from the following list, and select "Continue."

From what high school did or will the student graduate? ⓘ

State:

City:

High School Name optional:

Search Results 1 to 1 of 1

SORT BY:

Senior High
Minnesota (MN)

Is the student's school not listed? [Add school manually](#)

Confirm the high school information then click the Continue button or Edit if incorrect.

FAFSA[®] FORM 2026-27 Student

Progress bar: 1. Personal Circumstances (checked), 2. Demographics, 3. Financials, 4. Colleges, 5. Contributor Invite, 6. Signature

Confirm Your High School

Verify that your high school information below is correct. Once you're ready, select "Continue" and we'll add it to your FAFSA[®] form.

High School Name: Senior High

City:

State: MN

This section asks questions regarding your finances.


FAFSA[®] FORM 2026-27 Student

Personal Demographics **3** Financials 4 Colleges 5 Contributor Invite 6 Signature

Circumstances

Your Finances

The FAFSA[®] form helps determine your ability to pay for school. We ask about your financial information in this section.



What if you have special financial circumstances?

[Previous](#) [Continue](#)

Select whether you filed a 2024 US Federal Tax Return.

FAFSA[®] FORM 2026-27 Student Save

Personal Demographics **3** Financials 4 Colleges 5 Contributor Invite 6 Signature

Circumstances

Student Tax Filing Status

Did or will the student file a 2024 IRS Form 1040 or 1040-NR? ⓘ

Yes No

[Previous](#) [Continue](#)

You are being asked if you filed a federal tax return and if you earned any income from working outside of the United States.

You will need to refer to your tax return if additional questions are asked.

Click on the information icon (an encircled 'i') next to the dollar amount field, to find out what line number on your tax return to refer to.

FAFSA FORM 2026-27 Student

Save | FAFSA Menu

Personal Circumstances Demographics Financials Colleges Contributor Invite Signature

Student Tax Filing Status

Did or will the student file a 2024 IRS Form 1040 or 1040-NR? ⓘ

Yes No

Did the student earn income in a foreign country in 2024, were they employed by an international organization but not required to report their income on any tax return, or did they file a tax return with Puerto Rico or another U.S. territory? ⓘ

Examples of international organizations include the United Nations, World Bank, and the International Monetary Fund.

Yes No

Previous Continue

Current Total of Cash, Savings, and Checking Accounts: Enter the combined amounts for what you have available in checking or savings accounts, and cash. Do not include any amounts in those accounts, or cash, that you received from student financial aid.

Current Net Worth of Investments, Including Real Estate: *Do not* include any funds in a *retirement* account. Net worth equals the value of the asset minus any debt (loans and liens).

Current Net Worth of Businesses and Investment Farms: Net worth equals the value of the asset minus any debt (loans or liens). *Do not* include family farms or businesses under 100 employees.

The screenshot shows the FAFSA 2026-27 Student form. At the top, the FAFSA logo is on the left, and 'FORM 2026-27 Student' is in the center. A 'Save' button is on the right. A progress bar below the header shows six steps: 1. Personal Circumstances, 2. Demographics, 3. Financials (current step), 4. Colleges, 5. Contributor Invite, and 6. Signature. The 'Student Assets' section is highlighted in green. It contains three input fields, each with a dollar sign on the left and a '.00' on the right, and a help icon on the far right. The first field is for 'Current Total of Cash, Savings, and Checking Accounts' with the instruction: 'Don't include student aid, retirement accounts, or investments.' The second field is for 'Current Net Worth of Investments, Including Real Estate' with the instruction: 'Don't include the home the student lives in. Net worth is the value of the investments minus any debts owed against them.' The third field is for 'Current Net Worth of Businesses and Farms' with the instruction: 'Enter the net worth of the student's businesses and income-producing farms. Net worth is the value of the businesses and farms minus any debts owed against them. Don't include a family business with 100 or fewer full-time employees, farms where the family resides, or a commercial fishing business and related expenses.' At the bottom, there are 'Previous' and 'Continue' buttons.



Circumstances
Select Colleges and Career Schools

Search for and select colleges and career schools you're considering so they automatically receive an electronic copy of the FAFSA[®] form.



Previous

Continue

You can choose up to 20 schools to send your FAFSA to.



Where should we send the FAFSA[®] information?

You can add more schools after submitting your form.

0 out of 20 schools selected [View Selected Schools](#)

[Search by State](#) [Enter School Code](#)

State

Search

Previous

Continue

Begin searching for the school by entering the state the school is in.

Enter the city and name of the school, (both are optional), then search

Progress bar: Personal (checked), Demographics (checked), Financials (checked), **Colleges (4)**, Contributor Invite (5), Signature (6)

Where should we send the FAFSA® information?

You can add more schools after submitting your form.

0 out of 20 schools selected [View Selected Schools](#)

[Search by State](#)

State

City optional

School Name optional

Select the school you want to add, then click the Continue button.

City - optional

School Name - optional

Search Results 1 to 1 of 1

SORT BY: **MOST RELEVANT** A-Z

Riverland Community College Austin, Minnesota (MN)	Federal School Code 002335	<input type="button" value="+ Select"/>
--	-------------------------------	---

[Search and Select More Schools](#)

< Previous **1** Next >

If you would like to add additional schools, click on the Search More Schools button. Otherwise, click the Continue button.

FAFSA[®] FORM 2026-27 Student

Save | FAFSA Menu

Personal Demographics Financials **Colleges** Contributor Invite Signature

Circumstances

Selected Colleges and Career Schools

These are the colleges and career schools that you've selected to receive the FAFSA[®] form.

Review this list of schools and confirm your selection(s).

School List Guidelines for Minnesota Residents

To be eligible for state grant aid in Minnesota, you must list an eligible in-state college. The order of schools in your college list will not impact your eligibility for state aid programs.

1 out of 20 schools selected

Showing 1 to 1 of 1

Riverland Community College Austin, Minnesota (MN)	Federal School Code 002335	Remove	View Information
--	-------------------------------	------------------------	----------------------------------

[Search and Select More Schools](#)

Previous Continue

For FAFSA purposes, your parent is considered a Contributor since they are contributing information to your application.

The screenshot shows the FAFSA 2026-27 application interface. At the top left, it says 'FAFSA FORM 2026-27' and 'Student'. On the top right, there are 'Save' and 'FAFSA Menu' options. A progress bar at the top indicates the current step is 'Contributor Invite' (step 5), with previous steps 'Personal Circumstances', 'Demographics', 'Financials', and 'Colleges' completed, and 'Signature' (step 6) remaining. The main heading is 'Invite a Parent as a Contributor'. Below this, a text box explains: 'A contributor is anyone who's required to provide information on your FAFSA form. You must invite a legal parent—a biological or adoptive parent as determined by the state. Stepparents and other types of guardians do not count unless they have legally adopted the student.' To the right of the text is an illustration of a man and a woman sitting on a chair, with a laptop on the table. Below the text, the question 'Who counts as a parent on the FAFSA form?' is displayed. At the bottom, there are 'Previous' and 'Continue' buttons.

Enter the email address for the parent that will be completing the FAFSA. *This needs to be the same email address they will use on their FSA ID.*

The email they receive will have a link they can use to log into your FAFSA. They can also log into studentaid.gov with their FSA ID and find a link on their dashboard under the My Activity tab.

If you're unsure about which parent's information to use, try using the parent wizard available through Federal Student Aid, <https://studentaid.gov/fafsa-apply/parents>.

The screenshot shows the FAFSA 2026-27 Student form interface. At the top, the FAFSA logo and 'FORM 2026-27' are visible, along with a 'Student' dropdown menu and a 'Save' button. A progress bar indicates the current step is 'Contributor Invite' (step 5), with previous steps (Personal Circumstances, Demographics, Financials, Colleges) marked as complete and the final step (Signature) marked as pending. The main heading is 'Invite One Parent to This FAFSA® Form'. Below this, a green box contains the text: 'You'll need to invite one parent only because we need more information about your household financial situation to determine your eligibility for federal student aid. As a dependent student, you need to invite a legal parent as a contributor.' A question 'Who counts as a parent on the FAFSA form?' is followed by a 'Parent' icon and the text 'Invite a Parent Contributor'. An 'Email' input field with a question mark icon is present, along with a blue 'Send Invite' button. At the bottom, there are 'Previous' and 'Continue' buttons.

Verify the email address for your parent.

FAFSA[®] FORM 2026-27 Student Save

Personal Demographics Financials Colleges **Contributor Invite** Signature

Invite One Parent to This FAFSA[®] Form

You'll need to invite one parent only because we need more information about your household financial situation to determine your eligibility for federal student aid.

As a dependent student, you need to invite a legal parent as a contributor.

Send Invite to [redacted]@[redacted].edu?

We'll send an invitation link and an access code to this email address.

Go Back Send Invite

You'll receive a confirmation that the invite was sent.

FAFSA[®] FORM 2026-27 Student Save

Personal Demographics Financials Colleges **Contributor Invite** Signature

Parent Contributor

Once your parent accepts the invitation, they can complete the parent section of this FAFSA form.

They may be asked to invite their spouse as a contributor too. You can check the status of contributor invitations from the "My Activity" page.

Parent

[redacted]@[redacted].edu

Invite Sent

Other Ways to Send the Invite

Cancel Invite

Previous Continue

✓ Invitation sent to [redacted]@[redacted].edu


You are almost done!

Review the information you have entered by clicking on the down arrow for each section or Expand All.

If all information is correct, click on the Continue button.

Continue To Sign Your Form

Here's a summary of the information you provided on the FAFSA® form. Continue once you're ready to submit.



Scroll To Continue

After reviewing your answers, scroll to the bottom of the page and select "Continue." Then, sign your section of the FAFSA form.

Student Sections

Expand All 



Introduction

Personal Identifiers



Section 1

Personal Circumstances



Section 2

Demographics



Section 3

Financials



Section 4


Colleges



If you would like to change the parent you are sending the Contributor invite to, click on the Manage Contributor Information button. Otherwise, click on the Continue button.

Contributor Section

This Section is Shared with 1 Contributor(s) [Manage Contributor Information](#)

Contributor(s)	Role	Invite Code	Status
 *s.s.jan@me	Parent		<input checked="" type="checkbox"/> Invite Sent

[Previous](#) [Continue](#)



Sign and Complete Your Section ①

Summary

This page confirms that you understand the terms and conditions of the FAFSA[®] form and filled out the form accurately to the best of your ability.

The FAFSA form is a legal document you will electronically sign with your StudentAid.gov account username and password (FSA ID). Because your FSA ID is associated with your personal information, do not share it with anyone.

By signing this application electronically using your FSA ID, YOU, THE STUDENT, certify that you

- will use federal and/or state student aid only to pay the cost of attending an institution of higher education,
- are not in default on a federal student loan or have made satisfactory arrangements to repay it,
- do not owe money back on a federal student grant or have made satisfactory arrangements to repay it,
- will notify your school if you default on a federal student loan, and
- will not receive a Federal Pell Grant from more than one school for the same period of time.


Review the signature disclosure, check 'agree' box at the bottom of the screen and click on the Sign button. This completes your portion of the FAFSA.

You also certify that you understand that the secretary of education has the authority to verify information reported on your application.

If you sign this application or any document related to the federal student aid programs electronically using a username and password and/or any other credential, you certify that you are the person identified by the username and password, and/or any other credential and have not disclosed that username and password, and/or any other credential to anyone else. If you purposefully give false or misleading information, including applying as an independent student without meeting the unusual circumstances required to qualify for such a status, you may be subject to criminal penalties under 20 U.S.C. 1097, which may include a fine up to \$20,000, imprisonment, or both.

Additionally, by signing this application electronically using your FSA ID, you authorize the U.S. Department of Education to disclose all information provided on this application, as required under Section 483(a)(2)(D)(i) of the *Higher Education Act of 1965*, as amended, to the institutions you have identified herein, state higher education agencies (in your state of residence and the states in which the institutions identified herein are located), and designated scholarship organizations to assist with the application, award, and administration of federal, state, or institutional financial aid programs and designated scholarship programs. Notwithstanding this authorization, the name of an institution that you select to authorize such disclosure shall not be shared with any other institution.

You must sign your FAFSA[®] form now and then your contributor can submit your form when complete.

I,  agree to the terms outlined above.

Previous

Sign

Congratulations!
You have completed the student portion of the FAFSA.
Be sure to remind your parent(s) to complete their portion.

The screenshot shows the FAFSA 2026-27 Student Section interface. At the top, the FAFSA logo and 'FORM 2026-27' are visible, along with a 'Student' dropdown menu. A progress bar indicates that the 'Student Section' is complete (marked with a checkmark) and the 'Parent Section' is the next step (marked with a '2'). The main heading is 'Pending Submission' with a sub-heading 'Check With Your Contributor'. Below this, there is a section for 'Parent Contributors' with a warning box titled 'Requirements for Dependent Students' stating that the form cannot be submitted until contributors complete their sections. A table lists the contributors, and a 'Manage Invitations' button is at the bottom.

FAFSA[®] FORM 2026-27 Student

Save | FAFSA Menu

Student Section | 2 | Parent Section

Pending Submission

Check With Your Contributor

Parent Contributors

Requirements for Dependent Students

Your FAFSA[®] form can't be submitted until your contributor(s) fill out their section of the form and sign it. The last contributor to sign will be able to submit the form for processing.

Contributor(s)	Role	Invite Code	Status
	Parent		<input checked="" type="checkbox"/> Invite Sent

[Manage Invitations](#)

Parent Sections

If you haven't done so already, you should create your FSA Account prior to completing the parent sections of your student's FAFSA.

Separate [tutorials](#) are available on our website.

Creating Your FSA ID
with a Social Security
Number

What is the FSA Account?

- The FSA Account is created with a username and password, it can be used to log into the online Free Application for Federal Student Aid (FAFSA) Form.
- The FSA Account allows students and parents to identify themselves electronically to access Federal Student Aid websites.
- The FSA Account works as your personal, legal, electronic signature for FAFSA, the Master Promissory Note (MPN) and other student aid documents.
- The FSA Account created by a parent can be used to complete the FAFSA for more than one child.



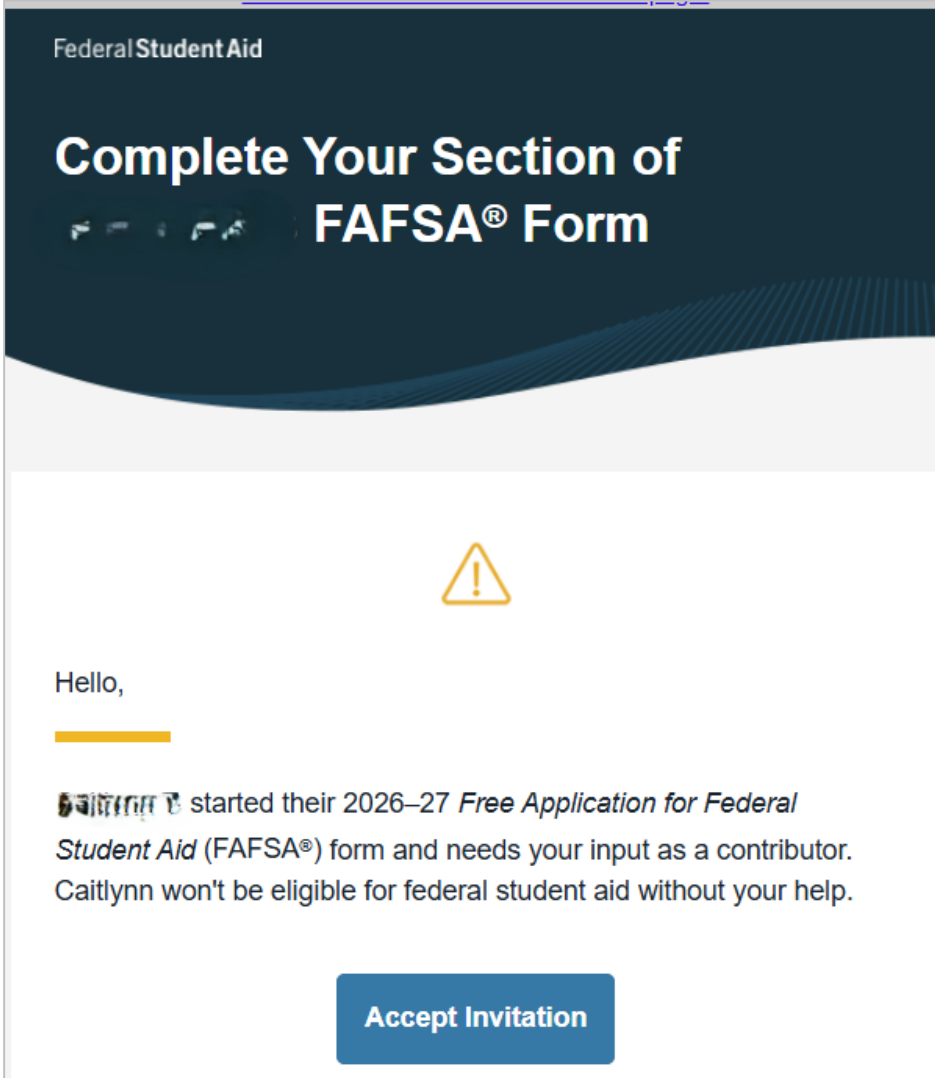
Creating Your FSA ID
without a Social Security
Number

What is the FSA Account?

- The FSA Account is created with a username and password, it can be used to log into the online Free Application for Federal Student Aid (FAFSA) Form.
- The FSA Account allows students and parents to identify themselves electronically to access Federal Student Aid websites.
- The FSA Account works as your personal, legal, electronic signature for FAFSA, the Master Promissory Note (MPN) and other student aid documents.
- The FSA Account created by a parent can be used to complete the FAFSA for more than one child.

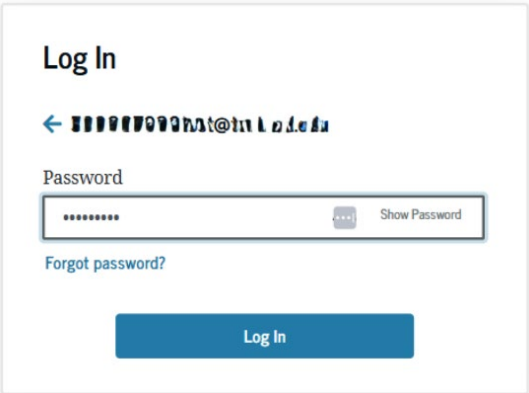
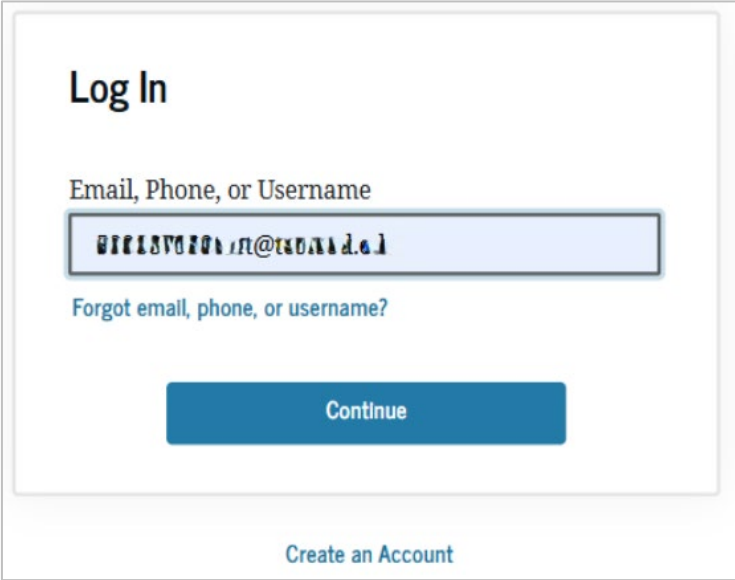


To begin, open the email you received from the US Department of Education.



When you click on the Accept Invitation button, you will be taken to the studentaid.gov login page. The parent of the student uses their FSA ID to login.

If the parent has not created an FSA ID yet, they can click on the 'Create Account' link now to do so.



An official website of the United States government. Help Center FAFSA Form English | Español

Federal Student Aid
AN OFFICE OF THE U.S. DEPARTMENT OF EDUCATION

FAFSA® Form ▾ Grants and Loans ▾ Loan Repayment ▾ Loan Forgiveness ▾

Dashboard My Activity My Loans ▾ My Grants More ▾

← FAFSA Home Page

Accept 2026–27 FAFSA® Invitation

Enter the code you received for the FAFSA form.

Invitation Code

Submit

Need to accept an invitation for a different year?

Go to ["My Activity"](#) to find any existing invitations for a previous year's FAFSA form.

By Accepting This Invitation to Fill Out the FAFSA Form You Agree To Share Your Information

We will need to use some personal information we already have on file about you in order to fill out the necessary steps in this FAFSA® form. Additionally, by accepting this invitation, you approve of the use and disclosure of any federal tax information for which you previously provided consent and approval to the U.S. Department of Education for the 2026–27 FAFSA® form, to which you've been invited to participate.

Decline

Accept

When you accept your student's invitation, you are granting permission for tax information to be shared with the FAFSA.

The next four screens provide optional videos that provide a better overview of what the FAFSA is, who contributors are, how the information is used and what happens after you complete the application.



Review the parent information. If anything needs to be corrected, change it under 'Account Settings'. Otherwise, scroll down and click on the Continue button.

The screenshot shows the FAFSA 2026-27 'Parent of' account settings page. At the top left is the FAFSA logo and 'FORM 2026-27'. At the top right is a 'Save' button. The main heading is 'Parent Identity Information', followed by the instruction: 'Review the information below and verify that it's correct before moving forward.' Below this are five input fields: 'Name', 'Date of Birth', 'Social Security Number', 'Email Address', and 'Mobile Phone Number'. At the bottom, there is a link to 'Account Settings' for updating information for all U.S. Department of Education communications.

FAFSA FORM 2026-27 Parent of Save

Parent Identity Information

Review the information below and verify that it's correct before moving forward.

Name

Date of Birth

Social Security Number

Email Address

Mobile Phone Number

To update this information for all U.S. Department of Education communications, go to [Account Settings](#).

The next few screens are parent demographic questions.



Dashboard My Activity My Loans My Grants More

FAFSA[®] FORM 2026-27 Parent of

1 Demographics 2 Financials 3 Signature

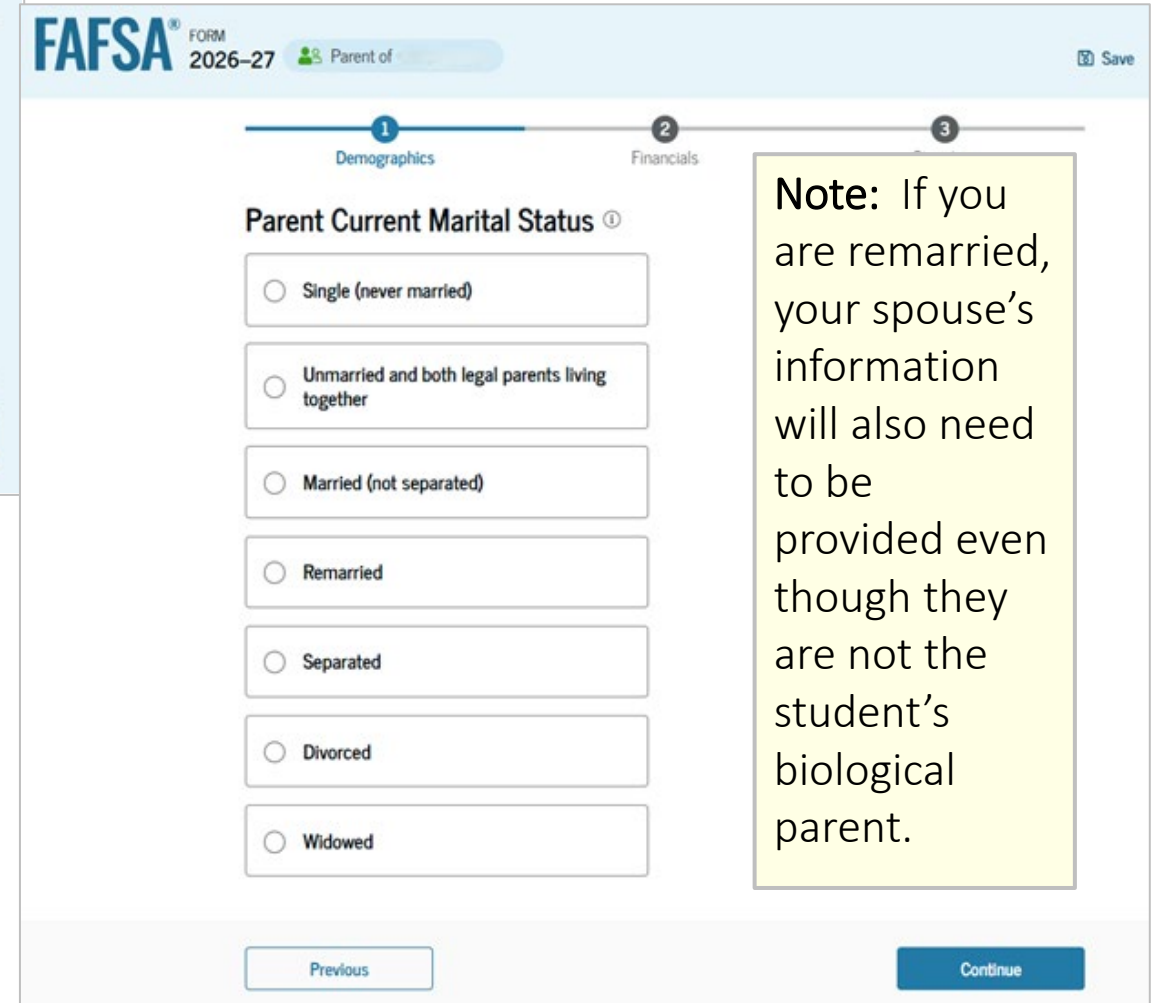
Parent Demographics

We'll ask questions about you and your family. These questions will help determine how much federal student aid the student is eligible to receive for school.



Previous Continue

Select the current marital status of the parent completing the form.



FAFSA[®] FORM 2026-27 Parent of Save

1 Demographics 2 Financials 3

Parent Current Marital Status ⓘ

- Single (never married)
- Unmarried and both legal parents living together
- Married (not separated)
- Remarried
- Separated
- Divorced
- Widowed

Previous Continue

Note: If you are remarried, your spouse's information will also need to be provided even though they are not the student's biological parent.

The parent's defaults to the state listed on the parent's FSA Account.

If the parent was born in the state listed, enter their month and year of birth for the date of residency. Otherwise, enter the month and year the parent moved into the state of residency.

FAFSA FORM 2026-27 Parent of Save

1 Demographics 2 Financials 3 Signature

Parent State of Residence

State
Usually, this is the state where the parent lives.

Minnesota (MN) ⓘ

Date the Parent Became a Resident of Minnesota (MN)
If the parent was born in Minnesota (MN) and has not moved out of state since, enter their date of birth. Otherwise, enter the date the parent moved to Minnesota (MN).

Month Year ⓘ

Previous Continue

The next several screens are questions regarding the parent'(s) finances.

FAFSA[®] FORM 2026-27 Parent of [redacted]

Demographics 2 Financials 3 Signature

Parent Finances

The FAFSA[®] form helps determine the student's eligibility for federal student aid. We ask about your financial information in this section.

What if you have special financial circumstances?

Previous Continue

Select any programs that you qualified for in 2024 or 2025. Additional information regarding the program can be found by clicking on the icon of the i in the circle.

Note: Select the Free or Reduced Lunch program only if you completed the application for it and were approved.

FAFSA[®] FORM 2026-27 Parent of [redacted] Save

Demographics 2 Financials 3 Signature

Federal Benefits Received

Responses Won't Reduce Federal Student Aid Eligibility
Answering these questions won't reduce the student's eligibility for federal student aid or these programs.

At any time during 2024 or 2025, did the parent or anyone in their family receive benefits from any of the following federal programs? ⓘ
Family includes the parent's spouse, children, and other dependents. Select all that apply or "None of these apply."

- Earned Income Credit (EIC) ⓘ
- Federal Housing Assistance ⓘ
- Free or Reduced Price School Lunch ⓘ
- Medicaid ⓘ
- Refundable Credit for Coverage Under a Qualified Health Plan (QHP) or Health Insurance Subsidy ⓘ
- Supplemental Nutrition Assistance Program (SNAP) ⓘ
- Supplemental Security Income (SSI) ⓘ
- Temporary Assistance for Needy Families (TANF) ⓘ
- Special Supplemental Nutrition Program for Women, Infants, and Children (WIC) ⓘ
- None of these apply.

Previous Continue

Note, this question is on the 2024 tax return.

FAFSA[®] FORM 2026-27 Parent of [] Save

Demographics 2 Financials 3 Signature

Parent Tax Filing Status

Did or will the parent file a 2024 joint tax return with their current spouse? ⓘ

Yes No

Previous Continue

Read the 'family size' information carefully to know who to include.

The FAFSA is gathering your family size from your 2024 tax return. This includes the filer, spouse, and dependents listed. If your family size has changed since then, select Yes and follow the prompts on the next page.

FAFSA[®] FORM 2026-27 Parent of [] Save

Demographics 2 Financials 3 Signature

Family Size

Is the parent's family size different from the number of individuals claimed on their 2024 tax return? ⓘ

Family size includes the parent, their spouse, children, and other dependents in the home. Dependents are people who live with the parent and will receive more than half of their support from them between July 1, 2026, and June 30, 2027. This includes dependent children even if they live apart because of enrollment at a college or career school. Examples of family size changing include the birth of a child and a child independently supporting themselves such that they are no longer a dependent.

Yes No

Previous Continue

Enter the number of family members, not including parents, that are attending college.

FAFSA[®] FORM 2026-27 Parent of Save

Demographics 2 Financials 3 Signature

Number in College

How many people in the parent's family will be in college between July 1, 2026, and June 30, 2027?

Never include the student's parent(s). Always include the student applicant. Also include the parent's other children or dependents if they will also be in college during this time.

ⓘ

Previous Continue

For foreign earned income exclusion; check your tax return for Schedule 1 and enter the amount (as a positive number) from line 8d if one is listed.

For grants, scholarships and AmeriCorp benefits; check your tax return for Schedule 3 and use the amount from line 3 if one is listed.

FAFSA[®] FORM 2026-27 Parent of Save

Demographics 2 Financials 3 Signature

Parent 2024 Tax Return Information

Refer to the parent's 2024 tax return to answer the following questions.
If the answer is zero or the question does not apply, enter 0.

i **Report Combined Taxes**
Report the combined tax information for the parent and their spouse.

Amount of College Grants, Scholarships, or AmeriCorp Benefits Reported as Income to the IRS
People typically answer this question with a zero because most scholarships and grants, including Federal Pell Grants, are not considered taxable income. If the parent is married, include the amount their spouse reported. If the response is other than zero, the amount is typically not the same as the amount reported on IRS Form 1098-T (Box 5) or the adjusted gross income reported on the tax return.

\$.00 ⓘ

Foreign Earned Income Exclusion

\$.00 ⓘ

Previous Continue

Review each area, enter a 0 if you do not have anything to report.

Annual Child Support Received: Enter the amount received, by either parent, for all children, for the last complete calendar year.

Current Total of Cash, Savings, and Checking Accounts: If you (or your spouse) are the owner of a college savings account for the student, include the amount of the account here. You do not need to include the accounts for your other dependents if you have any.

Current Net Worth of Investments, Including Real Estate: *Do not include retirement accounts or the home you live in.* Net worth equals the asset value less any debt (loans or liens) against it.

Current Net Worth of Businesses and Investment Farms: Net worth equals the asset value less any debt (loans or liens) against it. Family farms or businesses under 100 employees are excluded.

FAFSA FORM 2026-27 Parent of Save

Demographics **2** Financials Signature

i Report Combined Assets and Child Support Received
Report the combined assets and child support received for both parents.

Annual Child Support Received
Enter the total amount of child support the parent received for the last complete calendar year.

\$.00 ⓘ

Parent Assets

Current Total of Cash, Savings, and Checking Accounts
Don't include student aid, retirement accounts, or investments.

\$.00 ⓘ

Current Net Worth of Investments, Including Real Estate
Don't include the home the parent lives in. Net worth is the value of the investments minus any debts owed against them.

\$.00 ⓘ

Current Net Worth of Businesses and Farms
Enter the net worth of the parent's businesses and income-producing farms. Net worth is the value of the businesses and farms minus any debts owed against them. Don't include a family business with 100 or fewer full-time employees, farms where the family resides, or a commercial fishing business and related expenses.

\$.00 ⓘ

Previous Continue

Not all parents will be asked for their spouse's age.

FAFSA[®] FORM 2026-27 Parent of Save

Demographics 2 Financials 3 Signature

Parent Spouse Information

Based on your responses, we need to know your spouse's date of birth.
We need to know their age to determine the student's eligibility for federal student aid.

Month Day Year

Previous Continue

The parents' Income Protection Allowance is based on the age of the oldest parent.

Use the down arrow to expand each section, or Expand All, and review entries made.

You are given the option to edit the information if needed.

FAFSA[®] FORM 2026-27 Parent of Save

Demographics 2 Financials 3 Signature

Continue To Sign Your Form

Here's a summary of the information you provided on the FAFSA[®] form. Continue once you're ready to submit.

Scroll To Continue
After reviewing your answers, scroll to the bottom of the page and select "Continue." Then, sign your section of the FAFSA form.

Parent Sections Expand All

- Introduction Personal Identifiers
- Section 1 Demographics
- Section 2 Financials

Previous Continue

Review the summary and signature disclosure.

FAFSA[®] FORM
2026–27

Parent of



Sign and Submit the FAFSA[®] Form ^①

Summary

This page confirms that you understand the terms and conditions of the FAFSA[®] form and filled out the form accurately to the best of your ability.

The FAFSA form is a legal document you will electronically sign with your StudentAid.gov account username and password (FSA ID). Because your FSA ID is associated with your personal information, do not share it with anyone.

By signing the student's application electronically using your StudentAid.gov account username and password, YOU, THE PARENT, certify that all of the information you provided is true and complete to the best of your knowledge and you agree, if asked, to provide

- information that will verify the accuracy of your completed form, and
- U.S. or foreign income tax forms that you filed or are required to file.

You also certify that you understand that the secretary of education has the authority to verify information reported on your application.

If you sign this application or any document related to the federal student aid programs electronically using a username and password and/or any other credential, you certify that you are the person identified by the username and password, and/or any other credential and have not disclosed that username and password, and/or any other credential to anyone else. If you purposefully give false or misleading information, including applying as an independent student without meeting the unusual circumstances required to qualify for such a status, you may be subject to criminal penalties under 20 U.S.C. 1097, which may include a fine up to \$20,000, imprisonment, or both.

Additionally, by signing this application electronically using your FSA ID, you authorize the U.S. Department of Education to disclose all information you provided on this application, as required under Section 483(a)(2)(D)(i) of the *Higher Education Act of 1965*, as amended, to the institutions identified herein, state higher education agencies (in the student's state of residence and the states in which the institutions identified herein are located), and designated scholarship organizations to assist with the application, award, and administration of federal, state, or institutional financial aid programs and designated scholarship programs. Notwithstanding this authorization, the name of an institution the student selected to authorize such disclosure shall not be shared with any other institution.

Sign for yourself and submit the application for (Student).

I, agree to the terms outlined above.

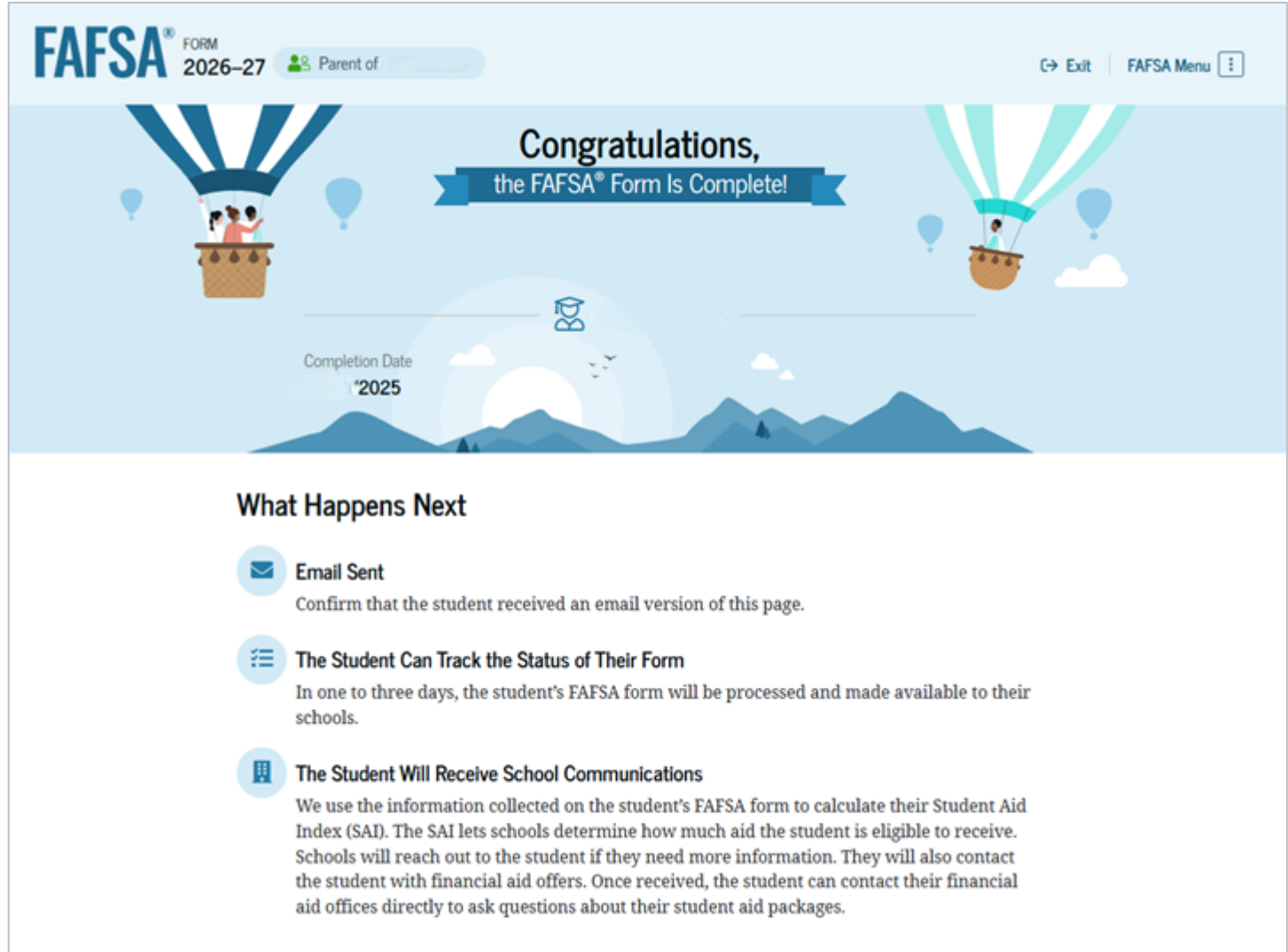
Previous

Sign and Submit

After reviewing the disclosure, check the box to agree to the terms and click the Sign and Submit button.

The congratulations screen indicates that your student's application has been successfully submitted. Please review the 'What Happens Next' items.

The student should monitor their email for communications from the school(s) they sent their FAFSA to. Additional information may need to be submitted to the school(s) in order to calculate their awards.



FAFSA FORM 2026-27 Parent of [Name]

Exit | FAFSA Menu

Congratulations, the FAFSA Form Is Complete!

Completion Date
2025

What Happens Next

- Email Sent**
Confirm that the student received an email version of this page.
- The Student Can Track the Status of Their Form**
In one to three days, the student's FAFSA form will be processed and made available to their schools.
- The Student Will Receive School Communications**
We use the information collected on the student's FAFSA form to calculate their Student Aid Index (SAI). The SAI lets schools determine how much aid the student is eligible to receive. Schools will reach out to the student if they need more information. They will also contact the student with financial aid offers. Once received, the student can contact their financial aid offices directly to ask questions about their student aid packages.

financialaid@riverland.edu