












1. Your gender (optional)			
		Response Percent	Response Count
Male		34.7%	120
Female		65.3%	226
answered question			346
skipped question			1






2. Which campus are you on?			
		Response Percent	Response Count
Albert Lea		29.3%	101
Austin		64.3%	222
Owatonna		13.9%	48
answered question			345
skipped question			2

3. You are			
		Response Percent	Response Count
Student		62.0%	214
Employee		38.0%	131
answered question			345
skipped question			2

#### 4. When are you on campus?

		Response Percent	Response Count
Day classes only		58.6%	123
Evening classes only		7.1%	15
Both day and evening		31.9%	67
Weekend		2.4%	5
		<b>answered question</b>	<b>210</b>
		<b>skipped question</b>	<b>137</b>

#### 5. Describe your present use of cigarettes



		Response Percent	Response Count
Never		56.4%	195
Socially/Occasionally		6.4%	22
Daily		17.6%	61
Weekly		0.3%	1
I quit		19.4%	67
		<b>answered question</b>	<b>346</b>
		<b>skipped question</b>	<b>1</b>

**6. How many cigarettes do you smoke per day?**




		Response Percent	Response Count
1-7		41.5%	39
8-15		26.6%	25
16-20		21.3%	20
1 1/2 packs		4.3%	4
2 packs		3.2%	3
More than 2 packs		3.2%	3
<b>answered question</b>			<b>94</b>
<b>skipped question</b>			<b>253</b>

**7. Do you smoke on campus?**



		Response Percent	Response Count
Yes		41.4%	55
No		58.6%	78
If yes, where			52
<b>answered question</b>			<b>133</b>
<b>skipped question</b>			<b>214</b>

8. Do you use chew tobacco?			
		Response Percent	Response Count
Yes		2.9%	10
No		97.1%	330
answered question			340
skipped question			7







9. Is secondhand smoke on campus a concern or an annoyance for you?			
		Response Percent	Response Count
Yes, a concern/annoyance		45.3%	154
Not a concern/annoyance		48.5%	165
I don't know		6.2%	21
answered question			340
skipped question			7

10. Is the use of chewing tobacco on campus a concern or an annoyance to you?			
		Response Percent	Response Count
Yes, a concern/annoyance		33.4%	113
Not a concern/annoyance		55.3%	187
I don't know		11.2%	38
answered question			338
skipped question			9






**11. Do you have any allergy/sensitivity (i.e. asthma, sneezing, watery eyes, etc.) that are triggered by exposure to either indoor and/or outdoor tobacco smoke**

		Response Percent	Response Count
Yes		29.3%	99
No		70.7%	239
<b>answered question</b>			<b>338</b>
<b>skipped question</b>			<b>9</b>






**12. Where do you see smoking occur on campus? (check all that apply)**

		Response Percent	Response Count
I don't see anyone smoke on campus		5.6%	19
<b>Near buildings</b>		79.9%	270
Open outdoor areas		63.0%	213
Parking lots		62.4%	211
Inside entrance doorway		14.5%	49
In restrooms		3.8%	13
<b>answered question</b>			<b>338</b>
<b>skipped question</b>			<b>9</b>

**13. How important is it to you that your campus adopt a tobacco-free campus policy**

		Response Percent	Response Count
Very important		38.1%	129
Somewhat important		21.8%	74
No opinion		15.6%	53
Somewhat unimportant		7.4%	25
Very unimportant		17.1%	58
<b>answered question</b>			<b>339</b>
<b>skipped question</b>			<b>8</b>

**14. How important is it to you that your campus enforce existing tobacco regulations (e.g. no smoking inside buildings)?**

		Response Percent	Response Count
Very important		68.1%	231
Somewhat important		15.6%	53
No opinion		7.1%	24
Somewhat unimportant		2.4%	8
Very unimportant		6.8%	23
<b>answered question</b>			<b>339</b>
<b>skipped question</b>			<b>8</b>